Weather the storm

PREPARE YOUR HOME FOR EMERGENCIES

low carbon hub

Simple steps to keep your home warm and safe in a power cut, flood or other emergency. Most of them make life better today, even if nothing ever happens.



What stops in a power cut

A power cut affects far more than the lights. Even a gas boiler needs electricity, and so does a heat pump. Your fridge, freezer, electric hob and broadband router all stop. Your phone may lose signal if the local mast goes down.

Solar panels switch off

Rooftop solar shuts down automatically in a power cut, even when the sun is shining. This protects engineers working on the lines.

A home battery can keep some power on, but only if it was installed with a backup function, sometimes called emergency power supply (EPS). Check with your installer now, so you know before you need it.

Keep the heat

- Keep everyone in one room and close doors to rooms you're not using.
- Draw the curtains as soon as it gets dark.
- Layer up with jumpers, hats and blankets. Several thin layers beat one thick one.
- Keep fridge and freezer doors shut. They'll stay cold for several hours.
- Insulation and draughtproofing help your home hold its warmth for longer, and keep it warmer and cheaper to heat every day.

Stay safe

- Never use a camping stove, patio heater or barbecue indoors. They give off carbon monoxide, which you can't see or smell, and it can kill.
- Torches are safer than candles. If you use candles, never leave them unattended.
- If you ever smell gas, call the National Gas Emergency line on **0800 111 999.**

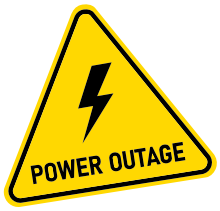

Know where to turn it off

- **Your stopcock** turns off the water. It's often under the kitchen sink, but can be in a cupboard, cellar or under the floorboards. Turn it clockwise to close.
- **Your fuse box** has a main switch that turns off all your electricity. Know which one it is.
- **Your gas valve** is usually next to your gas meter. Turn the lever so it sits across the pipe to switch the gas off.

Take five minutes today to find all three, and show everyone you live with.

Heatwaves and floods

- In a **heatwave**, close curtains and windows during the day, and open them at night when it's cooler.
- If you live in a **flood** risk area, sign up for free flood warnings and keep valuables and important papers upstairs.

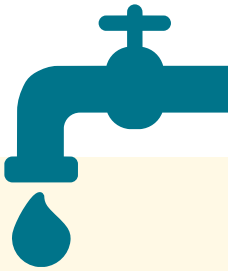

Your street, your safety net

The best emergency plan is the people around you. Swap numbers with neighbours, or start a street group. Find out who might need a check in when things go wrong: an older neighbour, a family with a new baby, or someone who relies on medical equipment.

Sources: GOV.UK Prepare (prepare.campaign.gov.uk), Power Cut 105 (powercut105.com).

lowcarbonhub.org

Your emergency kit

Keep these together, somewhere you can find in the dark:

- A torch and spare batteries.
- A charged power bank.
- A battery or wind up radio.
- Blankets and warm layers.
- Some cash. Tills and cash machines stop in a power cut.
- The form in this leaflet, filled in.
- Toilet paper and wipes.

Food and water

Store food that needs no cooking: tins with ring pulls, crackers, oatcakes, peanut butter, cereal, UHT milk and dried fruit. Keep a manual tin opener.

Store water. Aim for 2.5 to 3 litres per person per day just to drink, and 10 litres to cover basic cooking and washing too. Keep extra for pets, baby formula or medical equipment.



Your emergency details

Fill this in now, while the lights are on. In a big event, phone lines and websites may be overwhelmed.

Report a power cut	**Gas emergency**	**Emergency services**	**NHS advice**
105	**0800 111 999**	**999**	**111**

Your load block letter ☐ Find it at powercut105.com , on your electricity bill, or by calling 105.

Energy supplier	_____	Family or friend	_____
Water supplier	_____	Family or friend	_____
GP surgery	_____	Neighbour	_____
Neighbour	_____	Home insurance	_____
Local radio station	_____	Regular medication	_____

Stopcock is _____ Fuse box is _____ Gas valve is _____

Quick checklist

Do you know...

- ☐ where your stopcock is
- ☐ where your fuse box switch is
- ☐ where your gas valve is
- ☐ your load block letter

Do you have...

- ☐ working smoke and CO alarms
- ☐ a torch and power bank
- ☐ a battery or wind up radio
- ☐ cash, food and water

Have you...

- ☐ joined the Priority Services Register
- ☐ joined or started a street group
- ☐ checked Emergency Alerts are turned on

Set a reminder. Test smoke and carbon monoxide alarms once a month. Once or twice a year, charge your power bank, test your torch and swap food close to its date into your normal meals. More advice at **gov.uk/prepare**

About us

lowcarbonhub.org

Low Carbon Hub is a social enterprise that's out to prove we can meet our energy needs in a way that's good for people and good for the planet. Because we are run for the benefit of the community, we use all of our profits to fund community-led action on climate change.

The Low Carbon Hub IPS Limited is registered in England as a registered society under the Co-operative and Community Benefit Societies Act 2014. Registration number: 31903R. Registered in England and Wales at: Holywell House, Osney Mead, Oxford OX2 0ES.