



CREATING ENERGY WE CAN ALL FEEL GOOD ABOUT

www.lowcarbonhub.org

Low Carbon Hub Joint Presentation and IPS AGM

Saturday 17 October 2020, 2pm



AGENDA

Saturday 17
October 2020

2.00pm	Welcome and introductions	Tim Sadler
2.05	Year in reflection	Dr Barbara Hammond
2.15	Treasurer's Report	Luke Marion
2.30	Delivering Community Benefit	Nina Alphey
2.40	Annual General Meeting of Low Carbon Hub IPS Limited (see below)	
2.50	Looking ahead	Tom Heel
3.00	Questions for Directors	Tim Sadler
3.15	Closing	





Year in reflection

How did last year feel for us?



But we did it all



Where do we want to go?



How do we want to get there?



The next 3 years of a 10-year programme

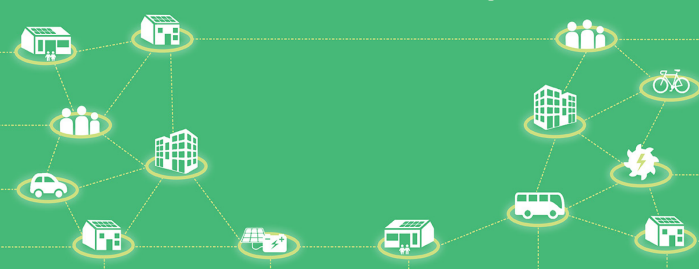


Low Carbon Hub Business Plan 2020-2023

Creating energy we can all feel good about

Plan period: 2020-2023

www.lowcarbonhub.org



Planet	Starting point	Year 1	Year 2	Year 3
Number of installations	47	48	49	50
Installed capacity (MWp)	3.97	4	24	32
Annual generation (MWh)	4.54	4.6	21.6	29.4


Prosperity				
Total equity invested	£5,872,107.00	£8,600,000.00	£9,900,000.00	£12,400,000.00
Loan financing	£2,500,000.00	£2,000,000.00	£6,300,000	£8,800,000.00
Total	£8,372,107.00	£11,000,000.00	£18,500,000.00	£23,500,000.00

Community benefit (lifetime)	£2,585,824.00	£2,585,824.00	£13,873,239.00	£15,749,590.00
------------------------------	---------------	---------------	----------------	----------------

People				
Investor members	1100	1350	1600	2000
Shareholdings	1723	1750	1800	2000
Community shareholders	35	35	38	40
Host organisations	46	47	48	150
Helpdesk cases	210	270	330	400
Energy audit recipients	155	200	250	300
School programme participants	40	60	80	100
Facebook followers	462	600	650	700
Twitter followers	3159	3500	4000	4500
Newsletter recipients	1217	1250	1300	1350

The next 3 months





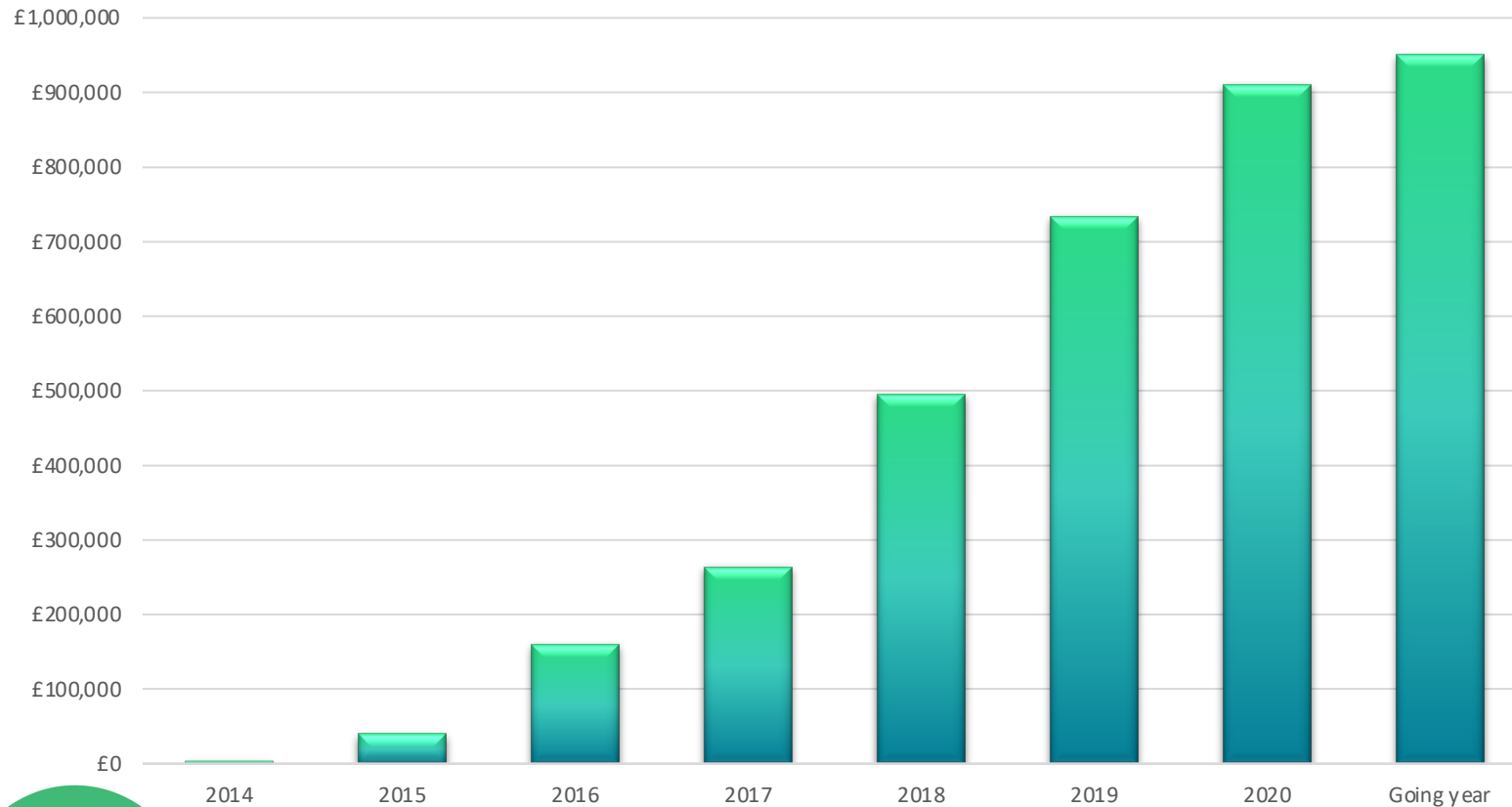
Finances

The background features a dark, textured surface with vibrant, wavy lines in shades of blue and green. These lines create a sense of movement and depth. Overlaid on this is a grid of thin, vertical lines in a similar color palette, which adds a technical or digital feel to the composition.

LOW CARBON HUB IPS LIMITED

INCOME

Income

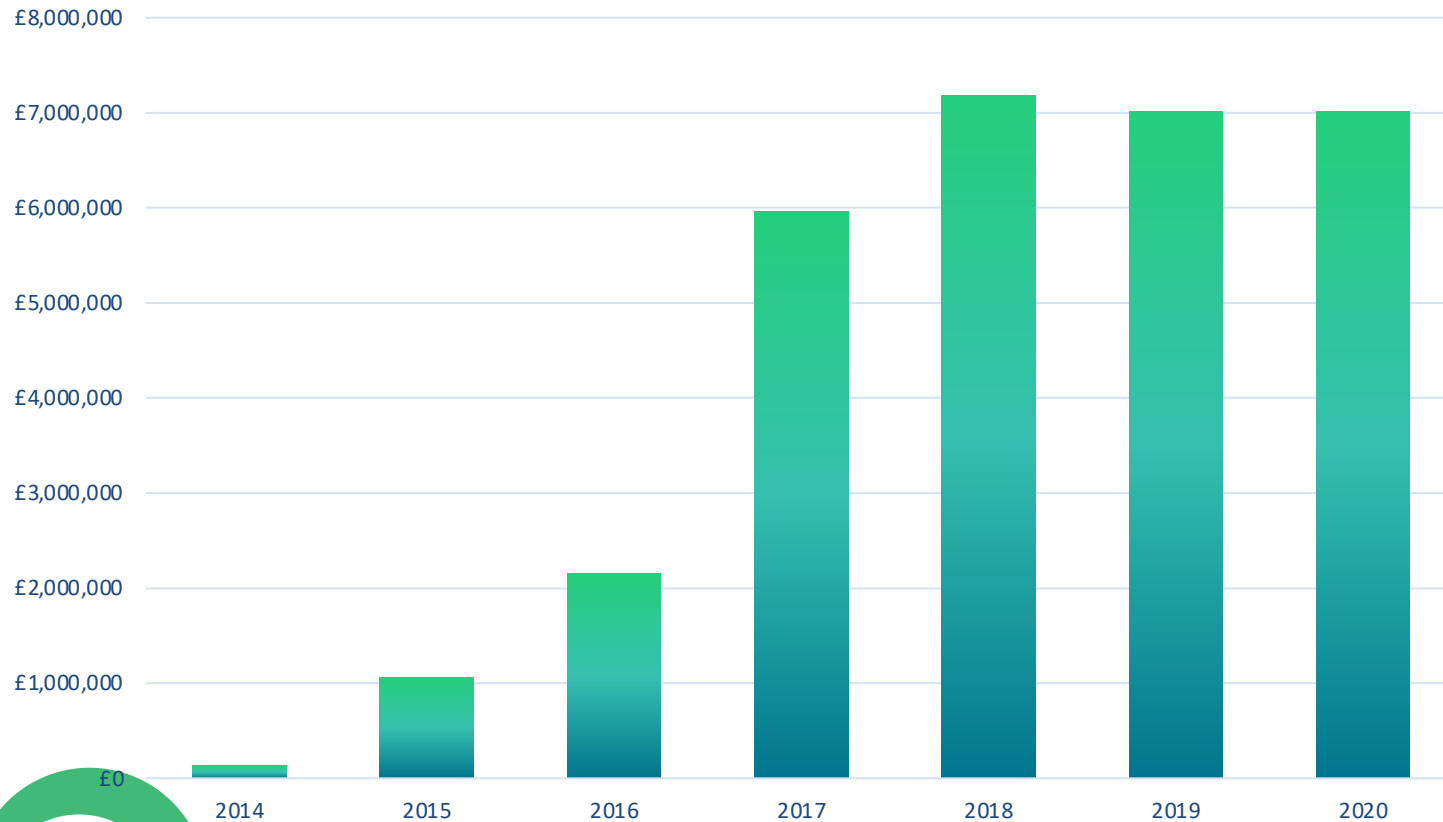


- Turnover grew 24% this year and reached £910k
- Assisted by year 1 grant income from Project LEO - £174k. Grants will continue for 2020/21 and 2021/22
- 12 month “COVID extension” for project LEO in 2022/23 will include 9 further months of grant funding
- In a going average year, installations expected to produce income of c.£950k
- Income from FIT and Electricity sales indexes with inflation




ASSET BASE

Tangible Fixed Assets



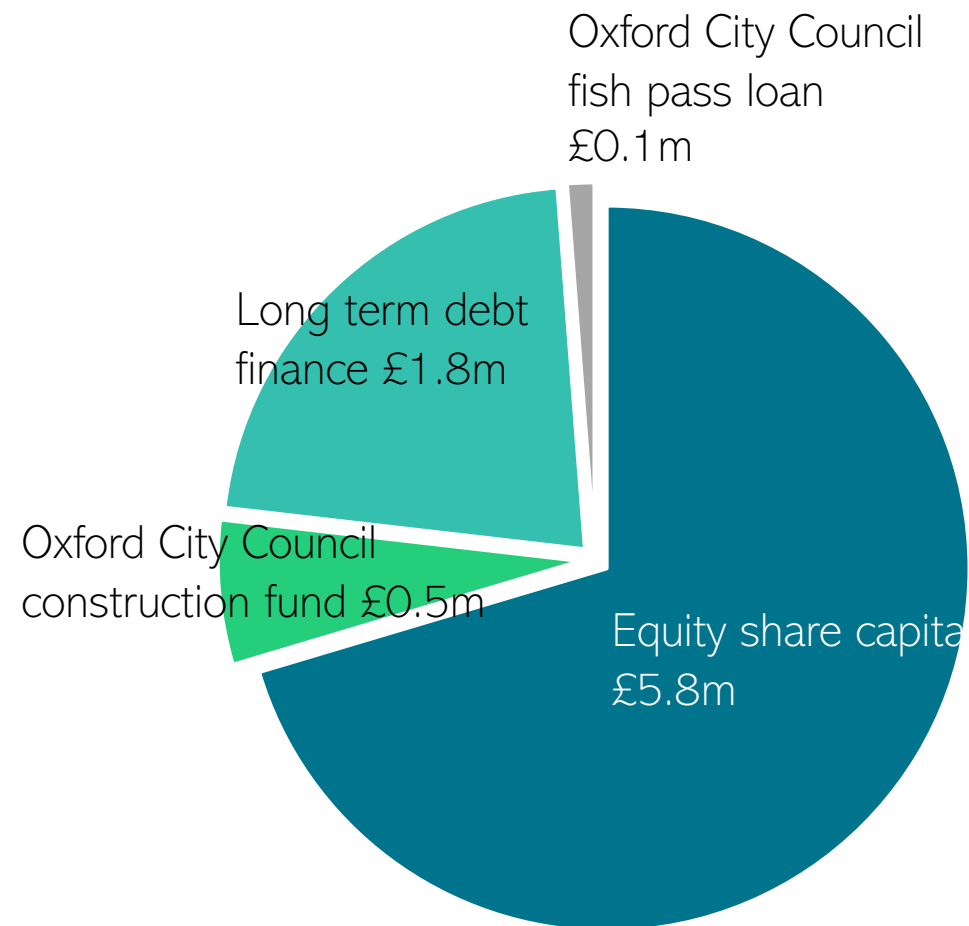
- Fixed asset value remained constant this year (cost £8,245k, depreciation to date £1,230k)
- New additions £374k for four new solar rooftop installations



HOW IS THE IPS FUNDED?

As at year end – total £8.25m capital

- Increased by £0.2m from PY
- Share equity reduced slightly, due to repayment of shares. £1.55m new equity raise completed in July 2020
- Remaining £0.2m medium term debt repaid
- Charity bank long term debt reduced by £0.1m in year, in accordance with facility terms
- Oxford City Council construction facility increased by £0.5m (all repaid post year end)



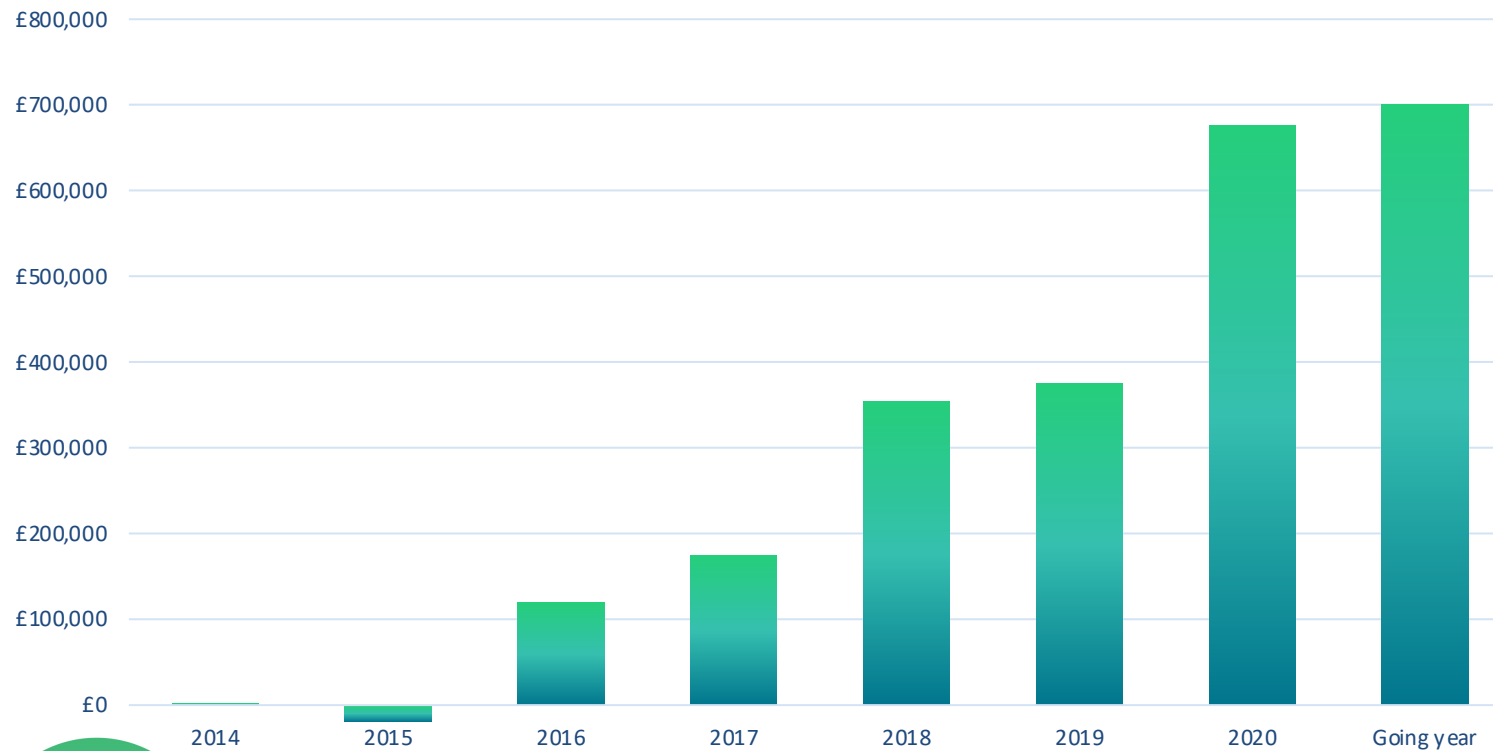
OUR FUNDING POLICY

- Aim over time to eliminate all debt (other than long term project debt, e.g. that held in Sandford Hydro or required for major ground-mount schemes)
- New debt or bonds if required should be at less than 5%
- The debt:equity ratio should not be more than 50:50




BUILDING OUR SCALE – OPERATING SURPLUS

Operating Surplus



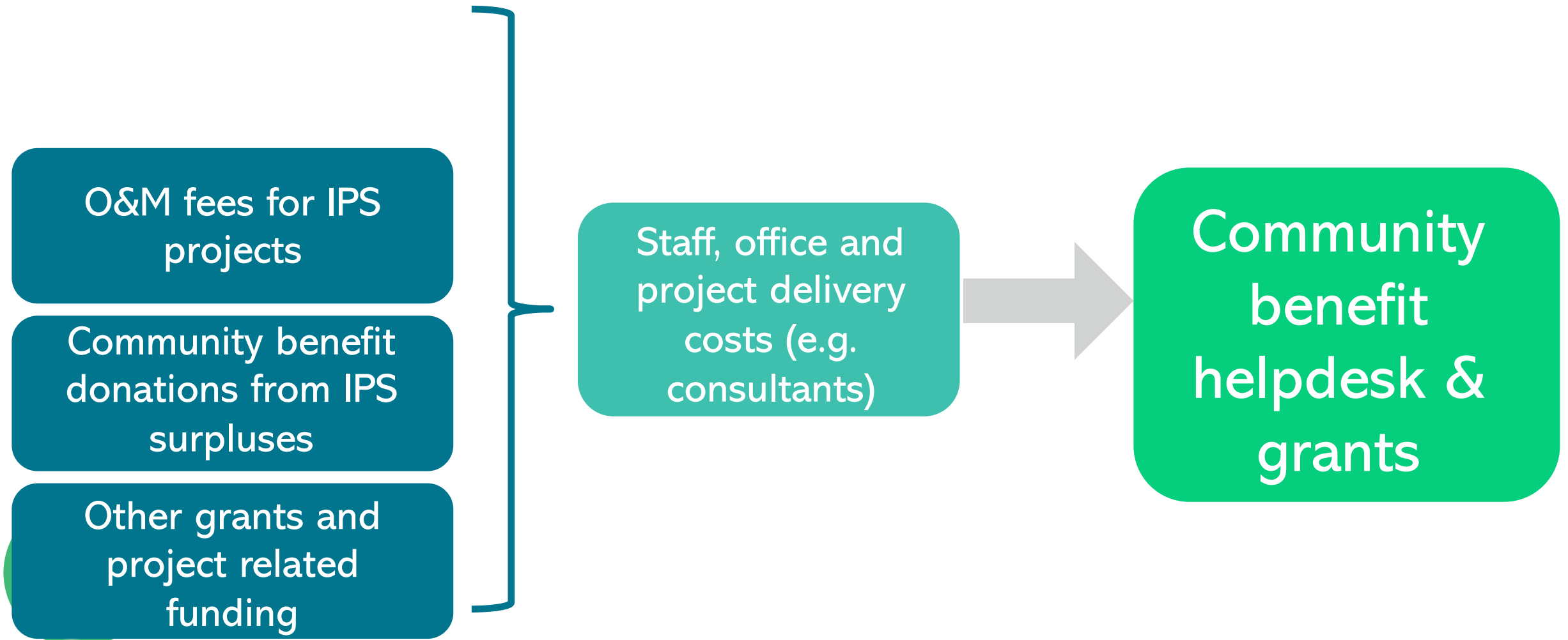
- Operating surplus increased 80% this year to £676k
- In a going average year installations expected to produce cash surpluses of c.£700k
- Surpluses used to pay interest to debt providers and investors and to fund community benefit
- We record accounting losses due to depreciation on our installations – this is based on the accounting principle of businesses needing to replace assets



The background features a dark, textured surface with vibrant, wavy lines in shades of blue and green. A prominent grid-like pattern, resembling a woven fabric or a digital mesh, is visible in the upper left and lower left corners. The overall effect is a high-tech, abstract aesthetic.

LOW CARBON HUB CIC

HOW IS THE CIC FUNDED?



CIC FINANCIAL RESULTS


Turnover
£1,055k



+47%

- £339k IPS project related (PY £291k)
- Grants £715k vs £426k PY
 - £507k LEO – of which £360k passed to other LCH entities (PY nil)
 - £396k OxFutures ERDF income (PY £308k)
 - BEIS Cosy Homes £117k (PY £115k)
 - Other grants £45k

Costs £1,078k



+53%

- Community benefit funding £1,409k – inc SHL/IPS values (up from £537k in PY)
 - LEO £753k
 - OxFutures - £426k
 - Community grants - £31k
 - BEIS retrofit 'Cosy Homes' - £117k

Loss (£23k)



PY profit
£20k

Retained profit funds £118k at year end



The background features a dark, textured surface with vibrant, wavy lines in shades of blue and green. A prominent grid-like pattern, resembling a woven fabric or a digital mesh, is visible in the upper left and lower right corners. The overall effect is a dynamic, high-tech aesthetic.

Community benefit

IPS COMMUNITY BENEFIT DONATION

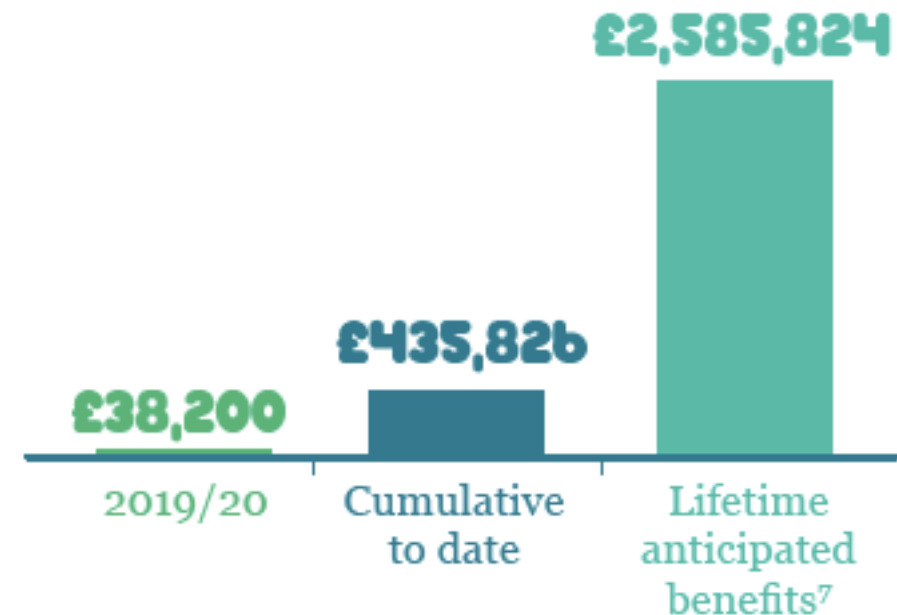
2019/20 donation was £38,200

Used to support low carbon community energy activity that:

- Cuts Oxfordshire's carbon footprint
- contributes to the creation of a decentralised and locally owned renewable energy system.



COMMUNITY BENEFIT INCOME⁷



COMMUNITY BENEFIT SPEND

Community grant programme - £30,805

Local energy programme - £1,375,047

2019/20

£1,408,752

- Helpdesk service - £9,319
- Next generation funding - £18,852
- Community building grant audit scheme - £13,103
- LESS CO2 school energy efficiency programme - £12,450
- Project LEO- £752,876
- OxFutures project to support SMEs - £426,119
- BEIS retrofit 'Cosy Homes Oxfordshire' - £117,712
- Energy Solutions Oxfordshire - £24,264
- People's Power Station - £352

Community benefit management - £2,900



COMMUNITY GRANTS

- Total: £30,805
- Small grants: £4,550 to six groups
- Large grants: £15,000 to three groups
- Renewable generation grants: £9,055



COMMUNITY GRANTS

Brand the bus campaign video

- Rose Hill and Iffley Low Carbon received a grant to help them produce a video for the competition
- Vote!
<https://www.oxfordbus.co.uk/competition/competition-gallery/>



LOCAL ENERGY SUPPORT



65 energy audits for:



41

small
businesses



9

schools



15


community
organisations



211 hours of helpdesk support to
11 organisations and individuals



LOCAL ENERGY INNOVATION



LOOKING AHEAD

Grant deadlines

Small grant: 14 February 2021

Large grant:

- Outline: 5 January 2021
- Detailed application: 8 March 2021

Welcome to new Communities Director!





AGM

AGM OF LOW CARBON HUB IPS

Minutes of last meeting

- Members will be asked to approve the minutes of the last AGM

Directors' report

- Members will be asked to receive the directors' report

Treasurer's report

- Members will be asked to approve the accounts and auditor's report

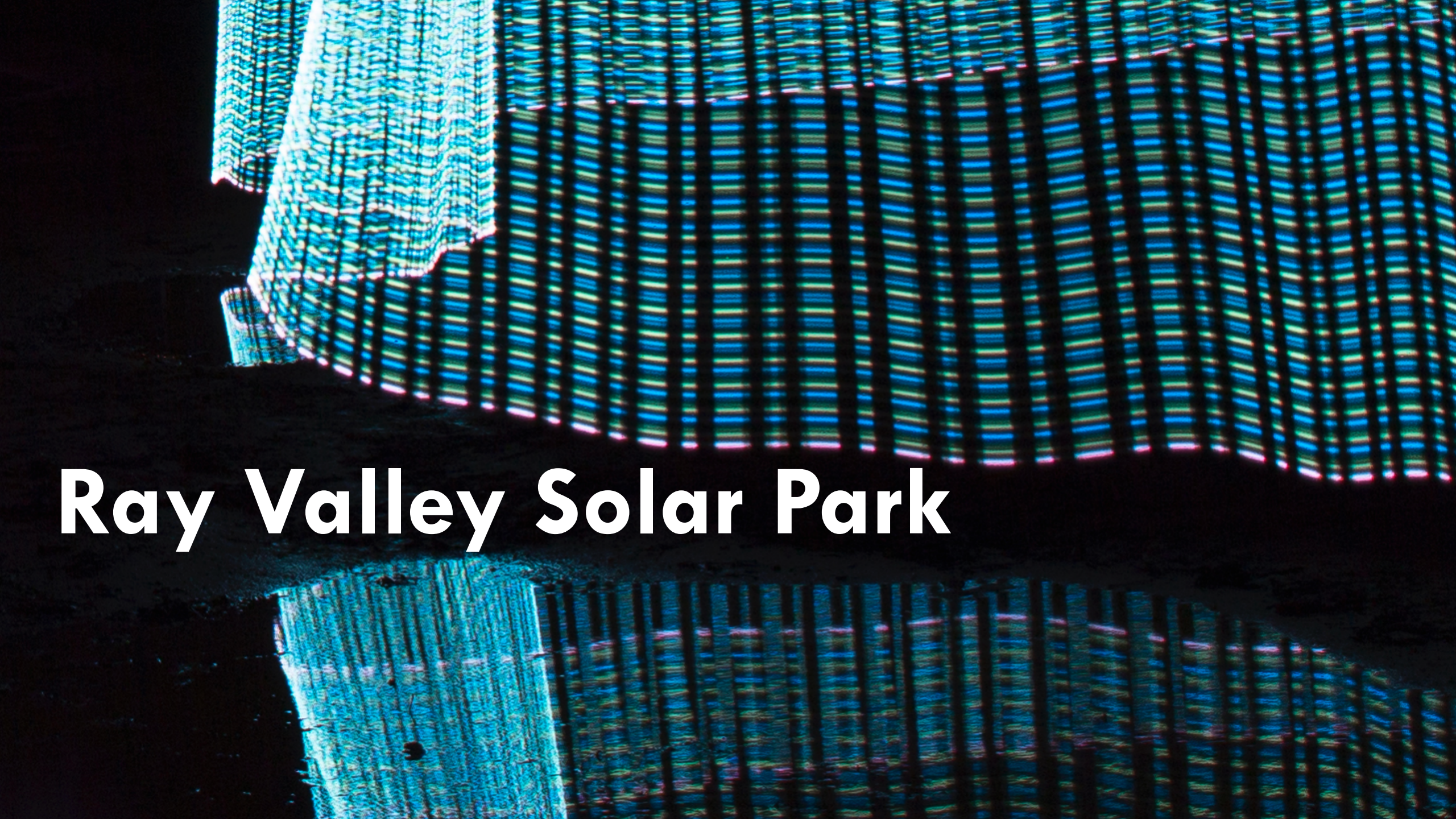
Special resolution

- Members will be asked to approve the change of Rules

Appointment of auditors

- Members will be asked to approve Critchleys as auditors for the coming year

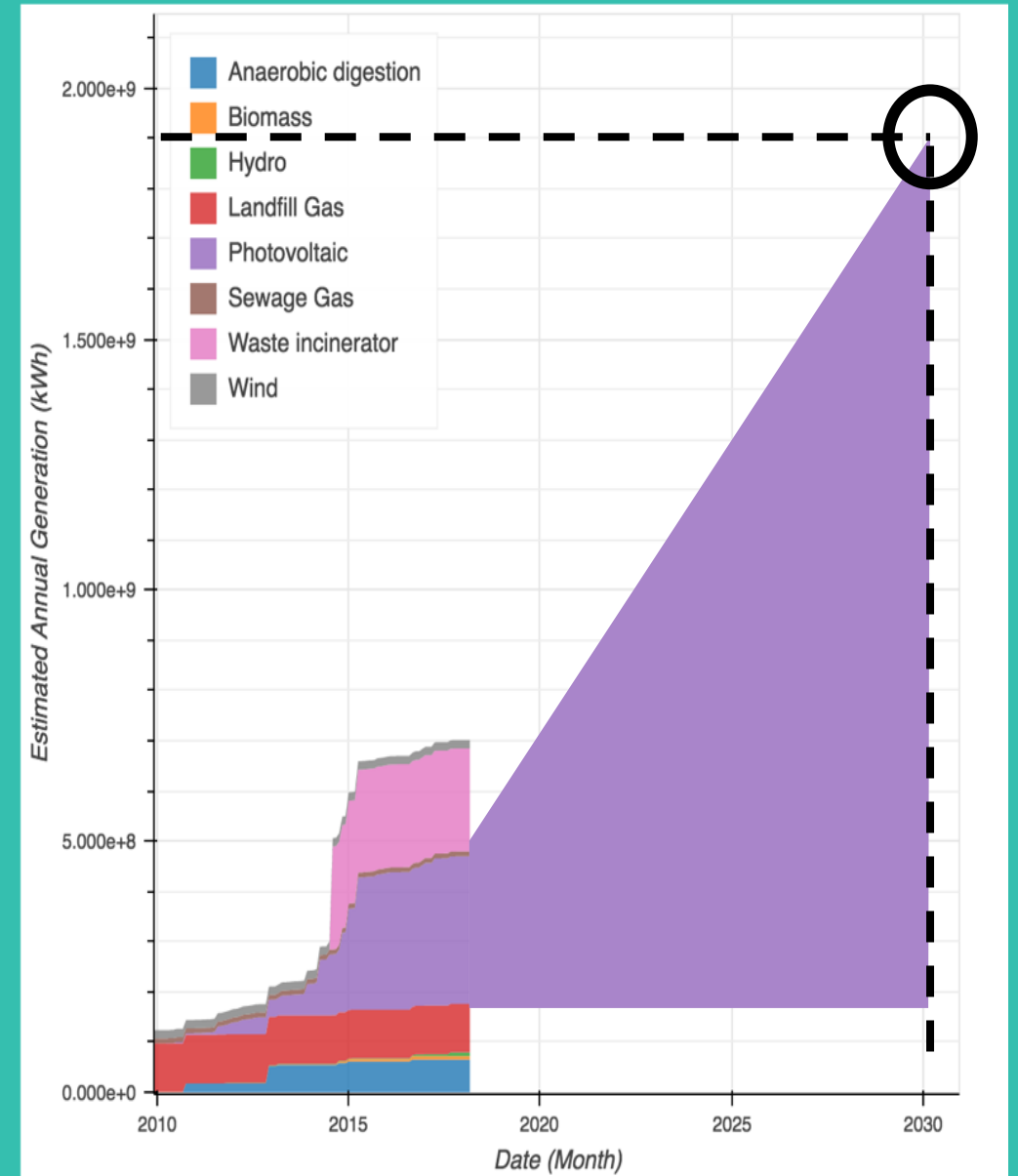


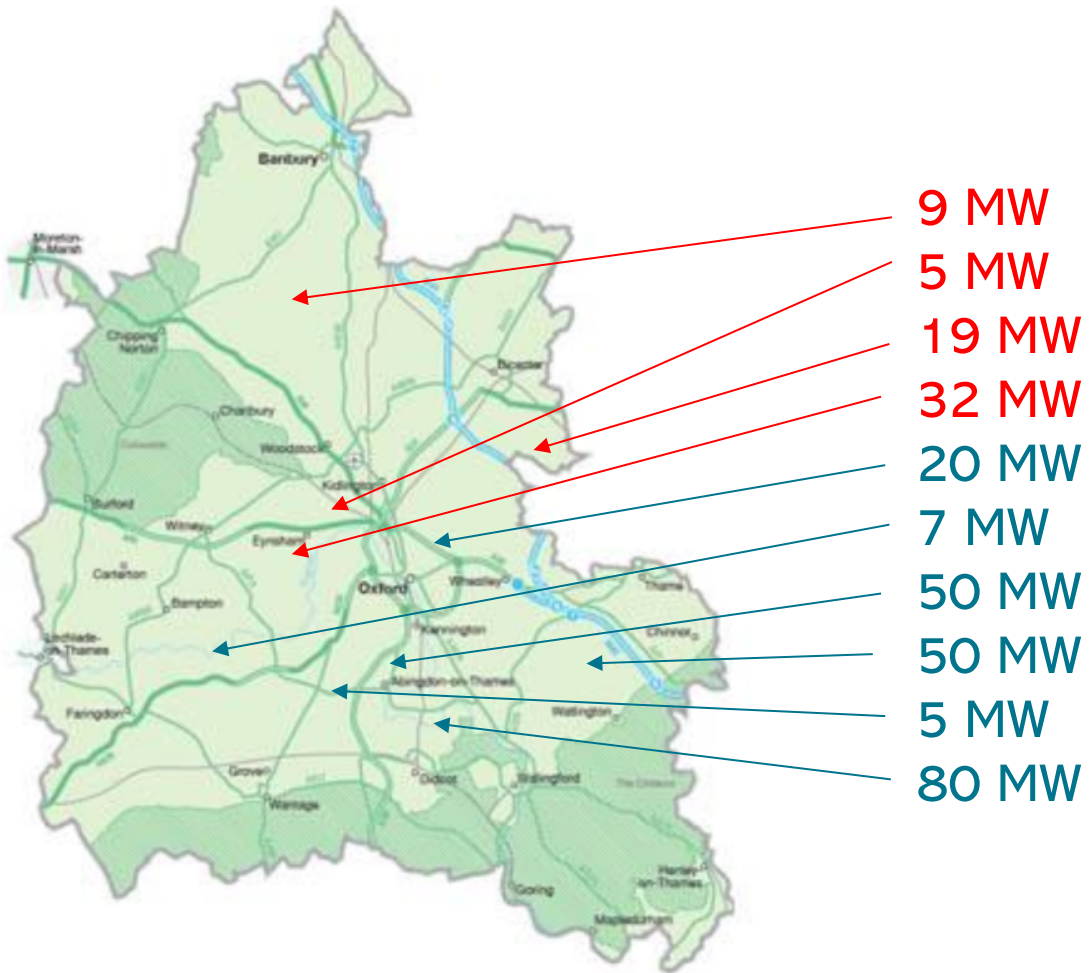


Ray Valley Solar Park

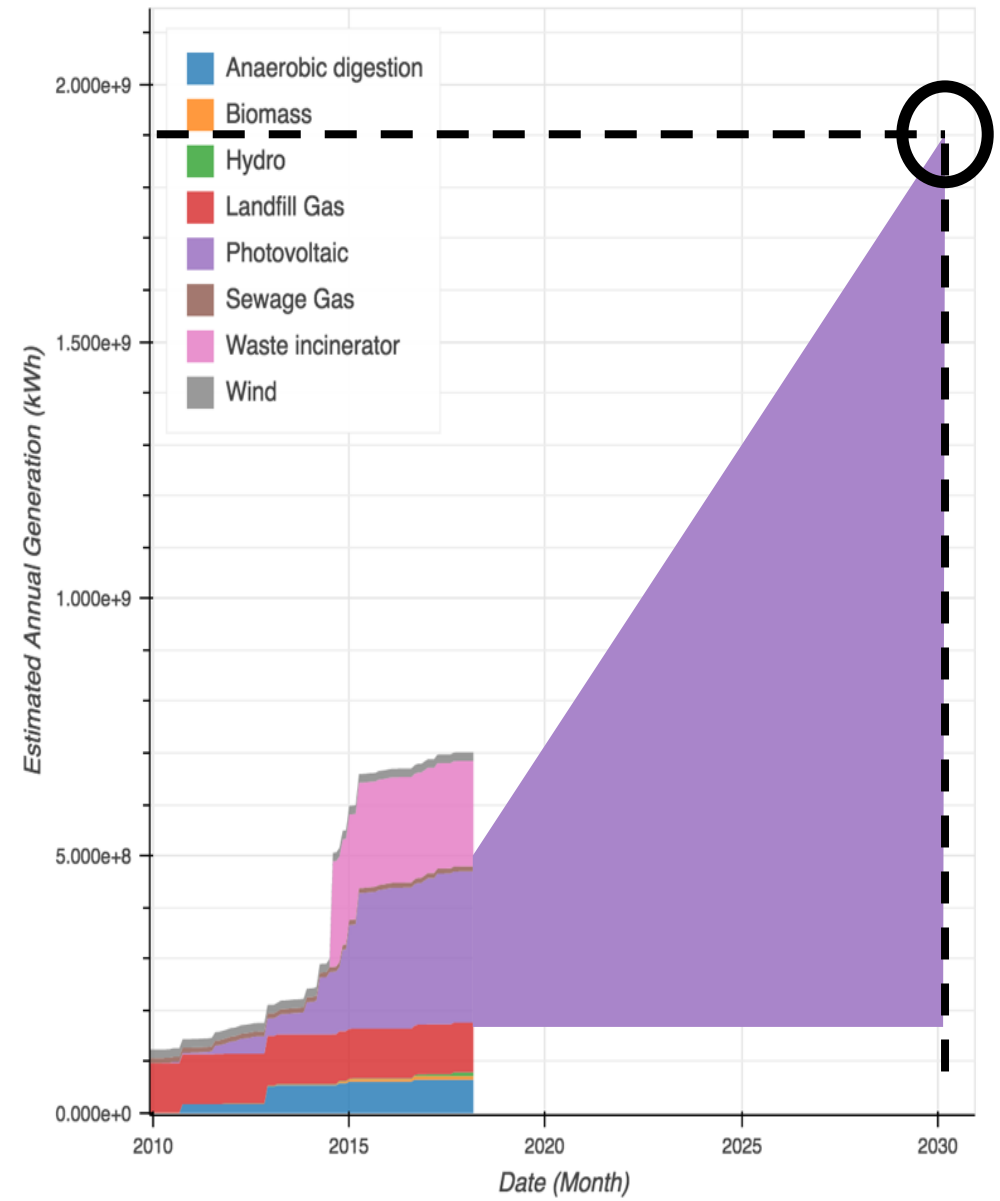
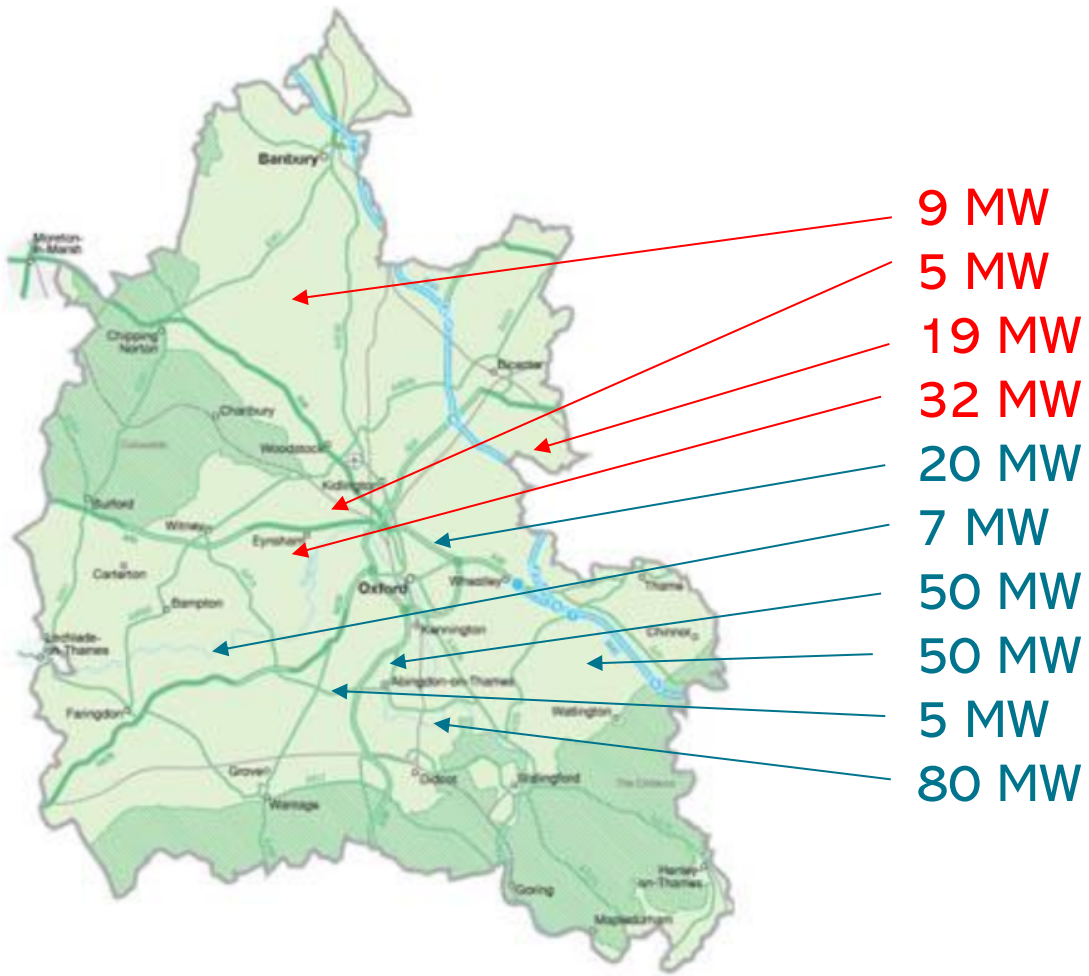
Oxfordshire's 2030 target

- Reduce GHG emissions by 50% by 2030
- Increase in capacity from 300 MW to 1900 MW, > 6 times
- The majority will be solar...





- Total of 277 MW
- 25% fully consented
- Nearly 20% of Oxfordshire's 2030 target



£1.5 BILLION

is spent on energy in Oxfordshire
every year – most goes to foreign
fossil fuel companies



Ray Valley Solar

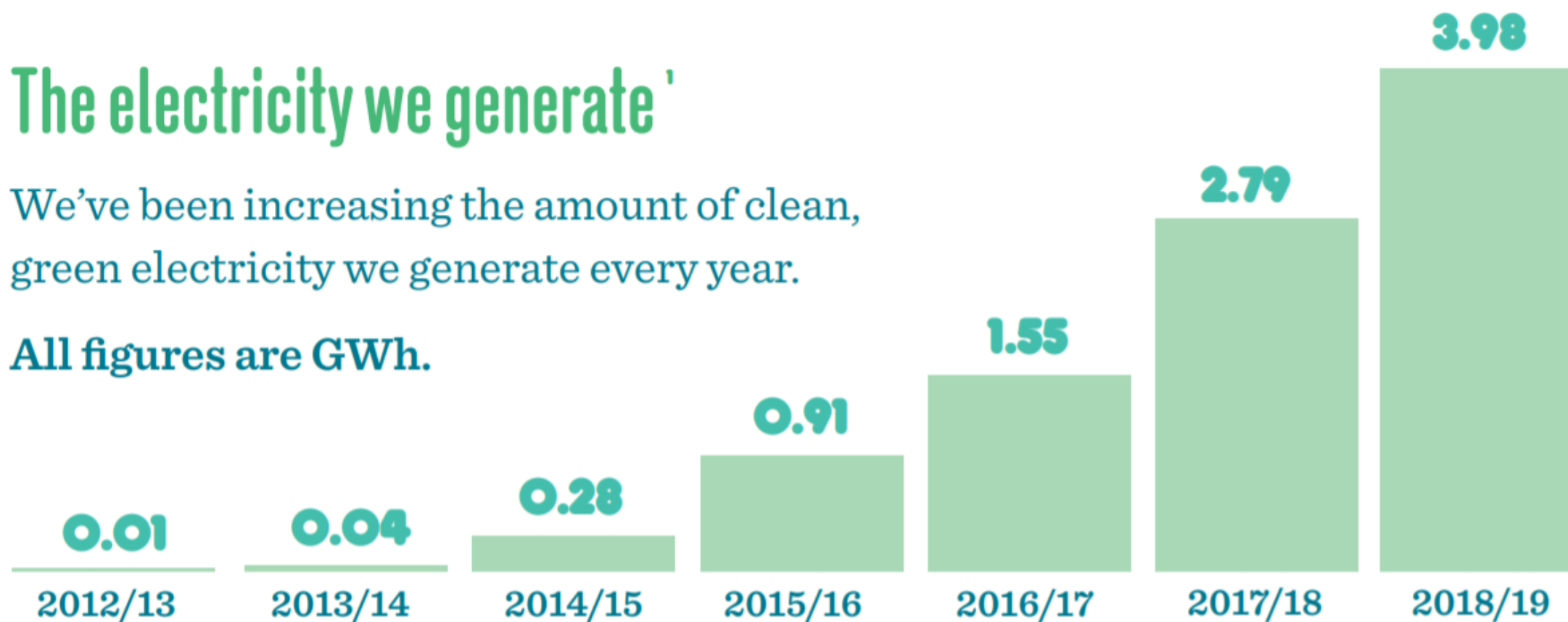
- 19 MW – approx.
- Powering over 5,000 homes
- £2.6m local energy spend
- Approx. 45,000 panels



The electricity we generate'


We've been increasing the amount of clean, green electricity we generate every year.

All figures are GWh.





All figures are GWh.



21 GWH

... 5.5 x last full years generation

Our delivery plan

- Very low risk
- Low Carbon Ltd retained as delivery partner
- Operational contracts in place
- Local PPAs
- Flexible financing enabling community ownership





Climate change is a global crisis that needs local solutions. We invite you to invest in the Community Energy Fund and become part of the solution.



*Barbara Hammond,
CEO of the Low Carbon Hub*



Support for the Online Investors Portal

- Please contact Joanna, our Investor Support Coordinator, with any queries on how to login and use the online investors portal.
 - Email Joanna on members@lowcarbonhub.org
 - OR
 - Call Joanna on 01865 546452



Can you help?



Sign up to be the first to hear about our latest investment opportunity
www.lowcarbonhub.org/invest



Sign up for project updates:
www.project-leo.co.uk



Do you have connections with an Oxfordshire-based business? Tell the Facilities Manager about our new programme helping businesses lower their energy use, carbon and bills: energysolutionsoxfordshire.org



Can you recommend a local building professional? We're looking for trustworthy local architects, builders, and installers to support with energy efficiency improvements for Oxfordshire's homes and workplaces.'